

Foundation Programme
in Literacy, Numeracy and Skills
(FPLNS)

मराठी

MARATHI

GRADE 7

Educator's Guidelines

Theme 1: Me
Know Myself

MAHATMA GANDHI INSTITUTE
under the aegis of
MINISTRY OF EDUCATION AND HUMAN RESOURCE
Republic of Mauritius

2026



Table of content

Guide to Educators	iii
Activity 1: Listen and repeat.	1
Activity 2: Read and repeat the vocabulary words.	2
Activity 3: Draw and label your family tree.	3
Activity 4: Draw/paste your picture and speak about yourself. ...	5
Activity 5: Spell and read aloud.	6
Activity 6: Matching.	7
Activity 7: Read and match the sentences.	8
Activity 8: Read and label the body parts.	10
Activity 9: Introduce yourself.	14

Guide to Educators

Learning Outcomes

- Recognise words related to self.
- Name the days of the week and the different body parts.
- Read words and sentences with correct pronunciation.
- Speak about themselves with confidence.

Activities

- Listen and repeat.
- Read and repeat the vocabulary words.
- Draw and label your family tree.
- Draw/paste your picture and speak about yourself.
- Spell and read aloud.
- Matching.
- Read and match the sentences.
- Read and label the body parts.
- Introduce yourself.

Other Proposed Activities

- My handprint activity (Trace your hand on paper and on each finger write something about yourself).
- Identity collage (Cut pictures of the things you like from magazine and paste them to create a collage called 'This is me').
- Guess who? (The students write 3 unique facts about themselves on a card. Others guess who it is.)

Additional Resources

- Alphabet/letter charts.
- Flashcards with images.
- Audios and videos.
- Glue and scissors.

Portfolio Assessment

- Skills-based assessments.

Activity 1: Listen and repeat.

Listening and Reading Activities:

- The Educator reads and explains the poem.
- The students recite the poem repeatedly.

माझी ओळख

मी मुलगी आहे.
माझे नाव सिमरन आहे.
मी सहा वर्षांची आहे.
मी दादरला राहते.
मी रोज अभ्यास करते.
मला पुस्तक वाचायला आवडते.
माझा आवडता रंग गुलाबी आहे.
माझे आवडते फळ आंबा आहे.

The Educator may access the audio-visual version of songs through these links:

https://youtu.be/4Ev2t48-bQM?si=oaZHMu_UPgzTt6ey

Other similar resources are available through the following links:

https://youtu.be/A1mE_tojM2s?si=8pSIFySg3Pt7wN8C (body parts)

<https://youtu.be/XYKgWFzYIDA?si=s9IpFnksYM1LgiWC> (days of the week)

<https://youtu.be/LHNlrdlpHxs?si=dugwXQVVZEggCkmw> (days of the week)

Activity 2: Read and repeat the vocabulary words.

Reading and Writing Activities:

The Educator:

- reads and explains the words with emphasis on the letters.
- helps the students to read with proper pronunciation.

नाव	= ना + व
पत्ता	= प + त् + ता
पालक	= पा + ल + क
कुटुंब	= कु + टुं + ब
घर	= घ + र
शाळा	= शा + ळा
गाव	= गा + व
शहर	= श + ह + र
देश	= दे + श

Activity 3: Draw and label your family tree.

Reading and Writing Activities:

With the help of the Educator, the students:

- study and read the provided family tree.
- draw and label their family tree.

Family Tree





Draw and label your family tree here.

A large, empty rectangular box with a thin blue border, intended for drawing and labeling a family tree.


Activity 4: Draw/paste your picture and speak about yourself.

Speaking Activity:

The Educator reads and explains the questions to the students.

The students:

- draw or paste a picture of themselves.
- talk about themselves based on the given prompts.



१. तुझे नाव काय आहे ?
२. तू किती वर्षांची/वर्षांचा आहेस ?
३. तुझा वाढदिवस केव्हा आहे ?
४. तू कोठे राहतोस / राहतेस ?
५. तुला किती भाऊ आहेत ?
६. तुला किती बहिणी आहेत ?


Activity 5: Spell and read aloud.

Listening and Reading Activities:

- The Educator reads aloud repeatedly the words/phrases laying emphasis on the letters.
- The students listen and repeat several times.



जेवण तयार करणे



सायकल चालवणे



पायचेंडू खेळणे




वाचन करणे



गाणे



नाचणे




टीव्ही पाहणे

Activity 6: Matching.

Reading Activity:

The students read the sentences with the help of the Educator and match the sentences with the appropriate pictures.


माझे बाबा गाणे गातात.



माझी आई फुलझाडांना पाणी घालते.




मी समुद्रात पोहतो.



माझा थोरला भाऊ पायचेंडू खेळतो.



माझी धाकटी बहीण मांजराचे चित्र काढते.



Activity 7: Read and match the sentences.

Listening and Reading Activities:

- The Educator reads and explains the days of the week and the daily activities related to them.
- The students listen, repeat and match the sentences.

Days of the week	आठवड्यातील दिवस
Sunday	रविवार
Monday	सोमवार
Tuesday	मंगळवार
Wednesday	बुधवार
Thursday	गुरुवार
Friday	शुक्रवार
Saturday	शनिवार

The Educator may access the audio-visual version of the song through this link:

<https://youtu.be/Fif8m3EosHE>

१. रविवारी मी घरी आराम करते / करतो .
२. सोमवारी मी पायचेंडू खेळते / खेळतो.
३. मंगळवारी मी फुलझाडांना पाणी घालते / घालतो.
४. बुधवारी मी भांडी घासते / घासतो.
५. गुरुवारी मी भाज्या कापते / कापतो.
६. शुक्रवारी मी घर साफ करते / करतो.
७. शनिवारी मी कुटुंबासोबत फिरायला जाते / जातो.

Matching

Column A	Column B
रविवारी	मी फुलझाडांना पाणी घालते / घालतो.
सोमवारी	मी घर साफ करते / करतो.
मंगळवारी	मी भाज्या कापते / कापतो.
बुधवारी	मी घरी आराम करते / करतो.
गुरुवारी	मी कुटुंबासोबत फिरायला जाते / जातो.
शुक्रवारी	मी भांडी घासते / घासतो.
शनिवारी	मी पायचेंडू खेळते / खेळतो.

Activity 8: Read and label the body parts.

Reading Activity:

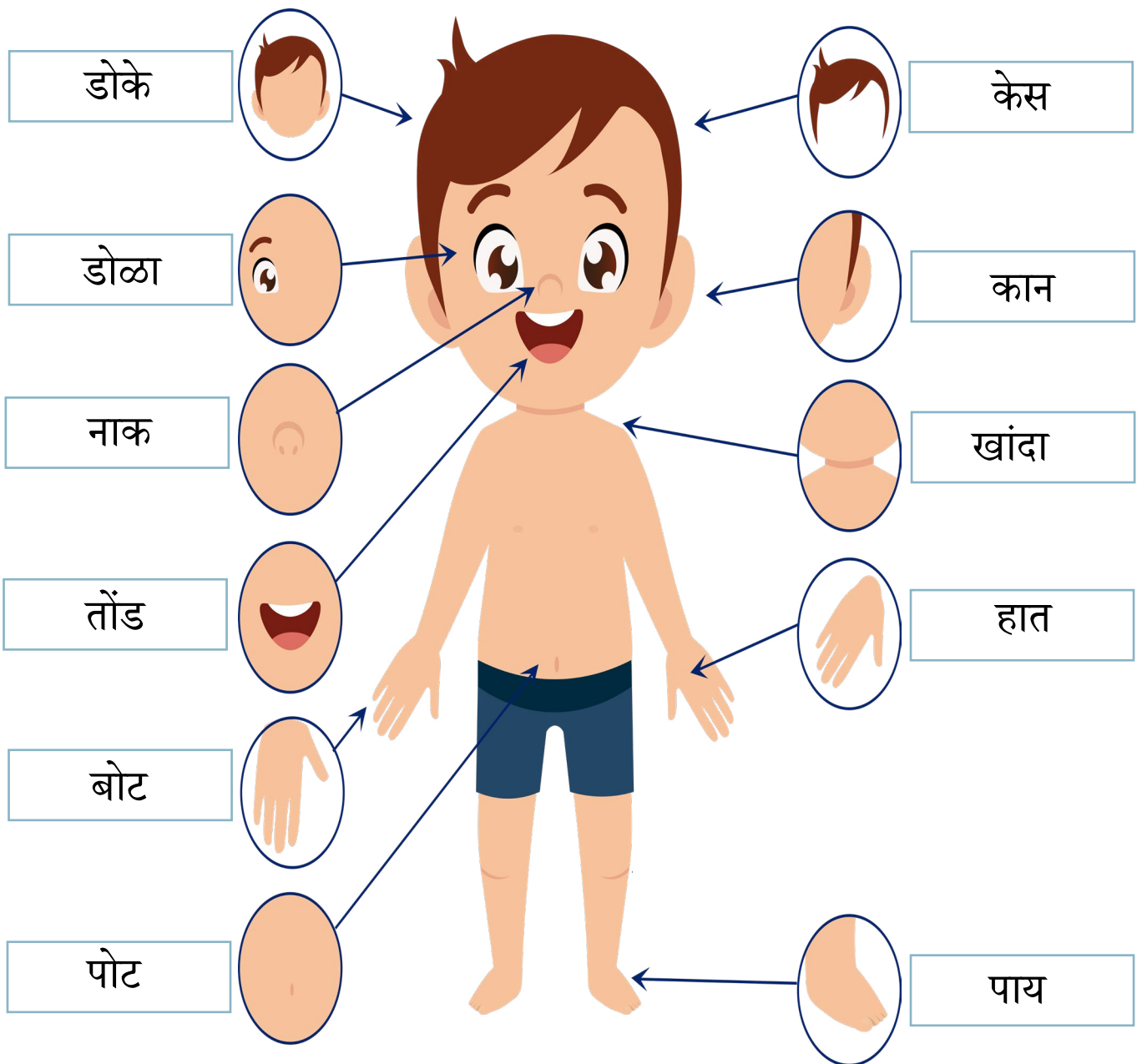
The students:


- read the words related to body parts several times with emphasis on the letters.
- cut the words related to body parts and paste them accordingly.

The Educator may access the audio-visual version of the song through these links:

<https://www.youtube.com/watch?v=T8AFKpKJLvs>


<https://www.youtube.com/watch?v=XA8KdcuedRA>



 पाय


हात

 डोके

 केस


 डोळा

 खांदा


 पोट

 कान

 तोंड

 बोट

 नाक



Activity 9: Introduce yourself.

Reading and Speaking Activities:

- The Educator reads and explains the text on self-introduction to the students.
- The students repeat after the Educator and introduce themselves.

नमस्कार. माझे नाव आरती / आरव आहे. मी १२ वर्षांची / वर्षांचा आहे. मी सातवीत आहे. मी गावात / शहरात राहते / राहतो. मला अनेक मित्र आहेत. मला पुस्तक वाचायला आवडते. धन्यवाद.

नमस्कार. माझे नाव आहे. मी
आहे. मी आहे. मी राहतो / राहते.
मला आहेत. मला
आवडते. धन्यवाद.